

# 3i QUALITY CONSULTANTS

Together we achieve Excellence

# ISO Certification data

3i Quality Consultants  
Together we achieve Excellence

# ISO Survey

- Every year, ISO has been releasing the Survey of Certifications, which is the detailed statistics in terms of the number of certificates issued to management systems standards with respect to
  - The type of standard,
  - region,
  - industrial sector, as well as the
  - world wide absolute figure and the evolution from the previous year.

3i Quality Consultants  
Together we achieve Excellence

# ISO Survey 2014

- Summary for 2014 is as below-

Standard	number of certificates in 2014	number of certificates in 2013	evolution	evolution in %
ISO 9001	1 138 155	1 126 460	11 695	1 %
ISO 14001	324 148	301 622	22 526	7 %
ISO 50001	6 778	4 826	1 952	40 %
ISO/IEC 27001	23 972	22 349	1 623	7 %
ISO 22000	30 500	26 847	3 653	14 %
ISO/TS 16949	57 950	53 723	4 227	8 %
ISO 13485	27 791	25 655	2 136	8 %
ISO 22301	1 757			
<b>TOTAL</b>	<b>1 609 294</b>	<b>1 561 482</b>	<b>47 812</b>	<b>3 %</b>

# ISO Survey 2014

## Main trends:

- Moderate growth for almost all the ISO management systems standards covered by the survey
- ISO 50001 for Energy management demonstrates a 40 % growth rate, led by Germany, responsible for 50 % of the 6 778 certificates reported
- ISO 22000 for Food management continues to deliver reliable performance with a 14 % growth rate
- With 1 % and 7 % respectively, ISO's flagship standards ISO 9001 (quality management) and ISO 14001 (environmental management) are gradually reaching stability
- ISO 22301 for business continuity is included in this year, motivated by a global awareness that organizations need to protect themselves against disruption in times of crisis
- *Note: Fluctuation in number of certificates from year to year is also dependent largely on the variability in response from individual certification bodies.*

# ISO Survey 2014

---

Details of the below 3 standards are presented in more detail in the coming slides-

- ISO 9001
- ISO 14001
- ISO/TS 16949

3i Quality Consultants  
Together we achieve Excellence

# ISO 9001- Quality Management Systems

## Overview

Year	2014
TOTAL	<b>1138155</b>
Africa	10308
Central and South America	50256
North America	50533
Europe	483710
East Asia and Pacific	476027
Central and South Asia	45365
Middle East	21956

## Regional Share

Year	2014
TOTAL	<b>100%</b>
Africa	0.9%
Central and South America	4.4%
North America	4.4%
Europe	42.5%
East Asia and Pacific	41.8%
Central and South Asia	4.0%
Middle East	1.9%

**Europe & East Asia and Pacific contribute more in terms of the certification. These 2 regions account for approximately 84% of the total certifications in 2014.**



## Annual Growth- Absolute Numbers

Year	2014
TOTAL	11695
Africa	492
Central and South America	-2210
North America	1954
Europe	1090
East Asia and Pacific	8707
Central and South Asia	518
Middle East	1144

## Annual Growth- %age

Year	2014
TOTAL	1%
Africa	5.0%
Central and South America	-4.2%
North America	4.0%
Europe	0.2%
East Asia and Pacific	1.9%
Central and South Asia	1.2%
Middle East	5.5%

**East Asia and Pacific had more annual growth in 2014 compared to the other regions. However Middle East & Africa went ahead in terms of percentage annual growth.**

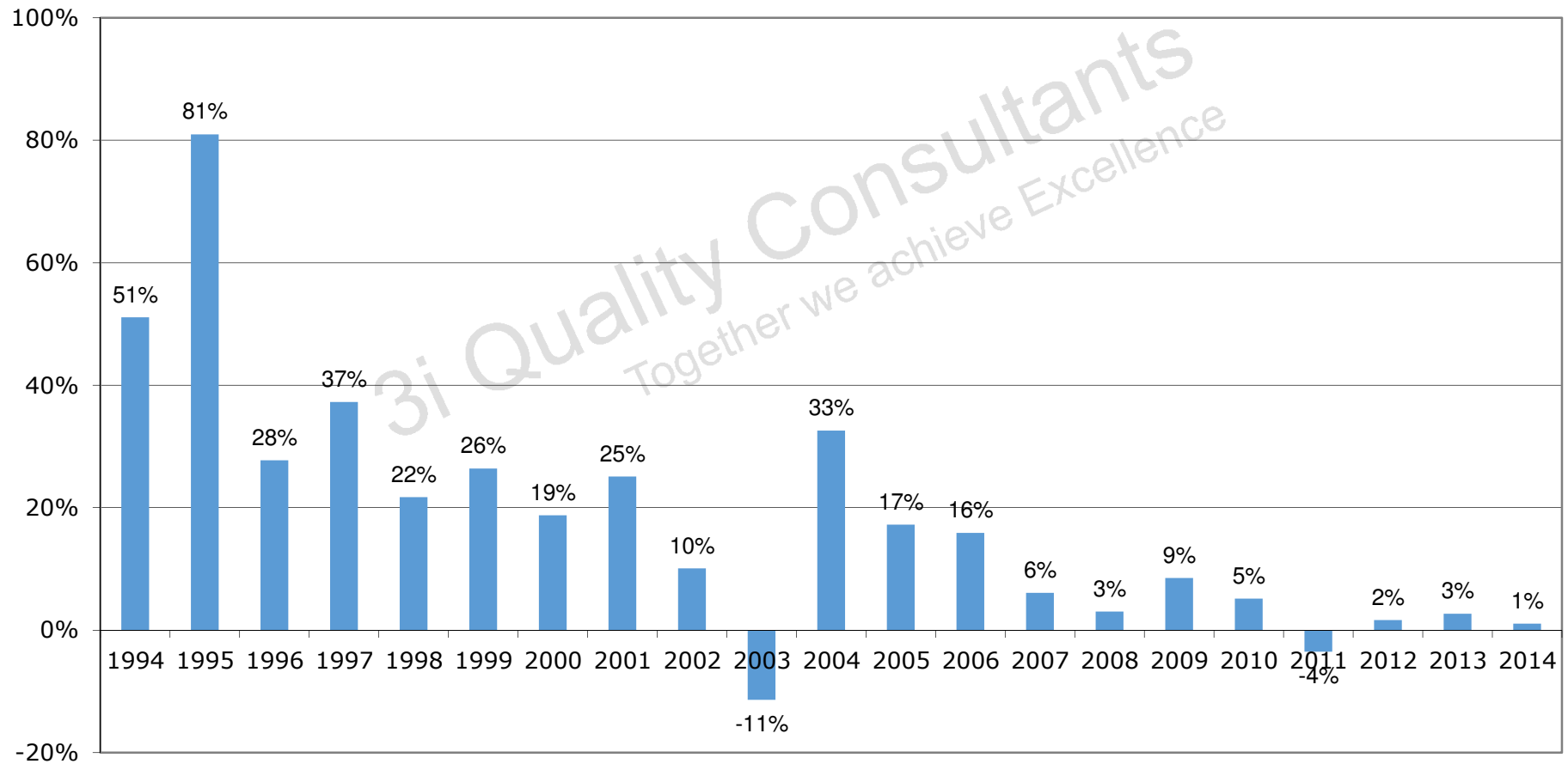
## Top 10 countries

Top 10 countries for ISO 9001 certificates - 2014		
1	China	342800
2	Italy	168960
3	Germany	55363
4	Japan	45785
5	India	41016
6	United Kingdom	40200
7	Spain	36005
8	USA	33008
9	France	29122
10	Australia	19731

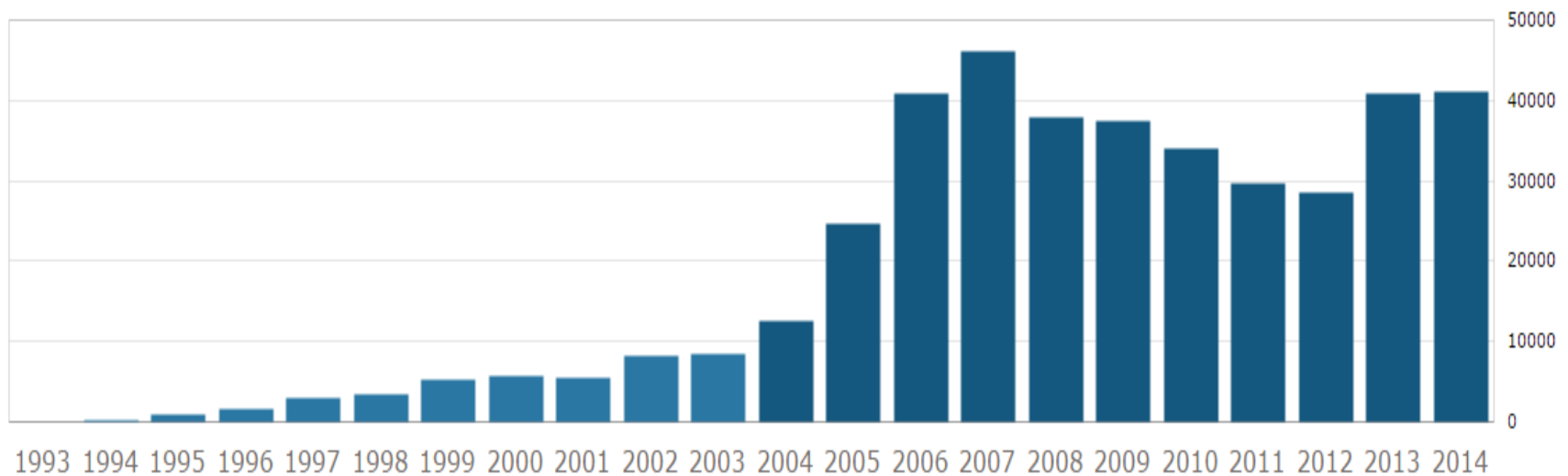
Top 10 countries for ISO 9001 growth - 2014		
1	Italy	9215
2	Australia	6608
3	China	5767
4	Belarus	2833
5	Mexico	2538
6	Turkey	1794
7	Canada	1277
8	Colombia	1146
9	Portugal	965
10	Slovakia	713

**India (which is a part of Central and South Asia) is No. 5 in terms of no. of certificates received in 2014.**

## World wide annual growth- in %age



## Evolution of ISO 9001 certificates in India



41016 Certificates distributed in 2014

# ISO 14001- Environmental Management Systems

## Overview

Year	2014
TOTAL	<b>324148</b>
Africa	2565
Central and South America	10143
North America	10139
Europe	123849
East Asia and Pacific	166441
Central and South Asia	7192
Middle East	3819

## Regional Share

Year	2014
TOTAL	<b>100%</b>
Africa	0.8%
Central and South America	3.1%
North America	3.1%
Europe	38.2%
East Asia and Pacific	51.3%
Central and South Asia	2.2%
Middle East	1.2%

**Again, Europe & East Asia and Pacific contribute more in terms of the certification. These 2 regions account for approximately 89% of the total certifications in 2014.**

## Annual Growth- Absolute Numbers

Year	2014
TOTAL	22526
Africa	46
Central and South America	253
North America	1222
Europe	4767
East Asia and Pacific	15238
Central and South Asia	615
Middle East	385

## Annual Growth- %age

Year	2014
TOTAL	7%
Africa	2%
Central and South America	3%
North America	14%
Europe	4%
East Asia and Pacific	10%
Central and South Asia	9%
Middle East	11%

Again, East Asia and Pacific had more annual growth in 2014 compared to the other regions. However North America & Middle East went ahead in terms of percentage annual growth.

## Top 10 countries

Top 10 countries for ISO 14001 certificates - 2014		
1	China	117758
2	Italy	27178
3	Japan	23753
4	United Kingdom	16685
5	Spain	13869
6	Romania	9302
7	France	8306
8	Germany	7708
9	USA	6586
10	India	6446

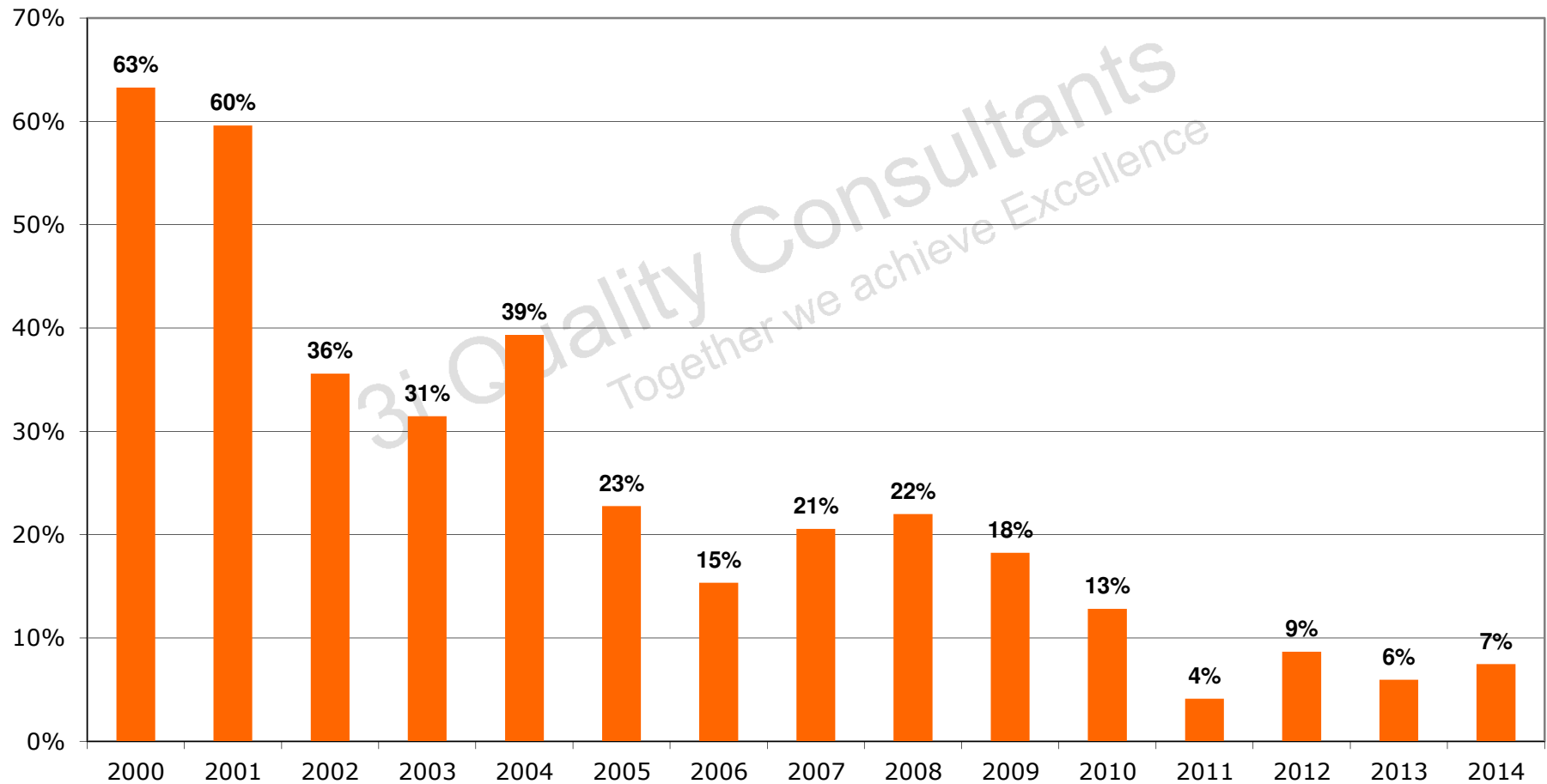
Top 10 countries for ISO 14001 growth - 2014		
1	China	13023
2	Italy	2560
3	Australia	2358
4	Czech Republic	1039
5	Colombia	667
6	India	574
7	Romania	558
8	USA	515
9	Turkey	499
10	Bulgaria	388

**India is No. 10 in terms of no. of certificates received in 2014 and in No. 6 in terms of annual growth.**



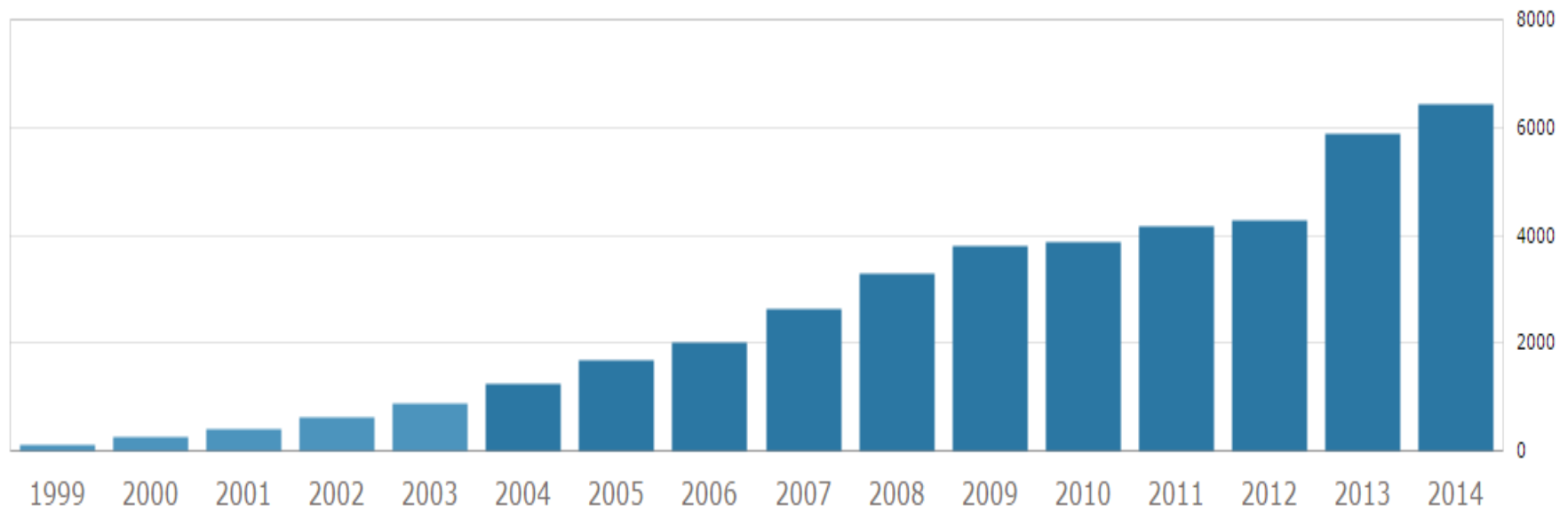
# ISO 14001

## World wide annual growth- in %age



# ISO 14001

## Evolution of ISO 14001 certificates in India



6446 Certificates distributed in 2014

# ISO/TS 16949- Quality Management Systems for the Automotive Sector

## Overview

Year	2014
TOTAL	57950
Africa	480
Central and South America	1621
North America	5928
Europe	11848
East Asia and Pacific	32728
Central and South Asia	4618
Middle East	727

## Regional Share

Year	2014
TOTAL	100%
Africa	0.8%
Central and South America	2.8%
North America	10.2%
Europe	20.4%
East Asia and Pacific	56.5%
Central and South Asia	8.0%
Middle East	1.3%

**Again, Europe & East Asia and Pacific contribute more in terms of the certification. These 2 regions account for approximately 77% of the total certifications in 2014.**

## Annual Growth- Absolute Numbers

Year	2014
TOTAL	4227
Africa	1
Central and South America	36
North America	336
Europe	585
East Asia and Pacific	2897
Central and South Asia	358
Middle East	14

## Annual Growth- %age

Year	2014
TOTAL	8%
Africa	0%
Central and South America	2%
North America	6%
Europe	5%
East Asia and Pacific	10%
Central and South Asia	8%
Middle East	2%

**Again, East Asia and Pacific had more annual growth in 2014 compared to the other regions. This region also went ahead in terms of percentage annual growth.**

## Top 10 countries

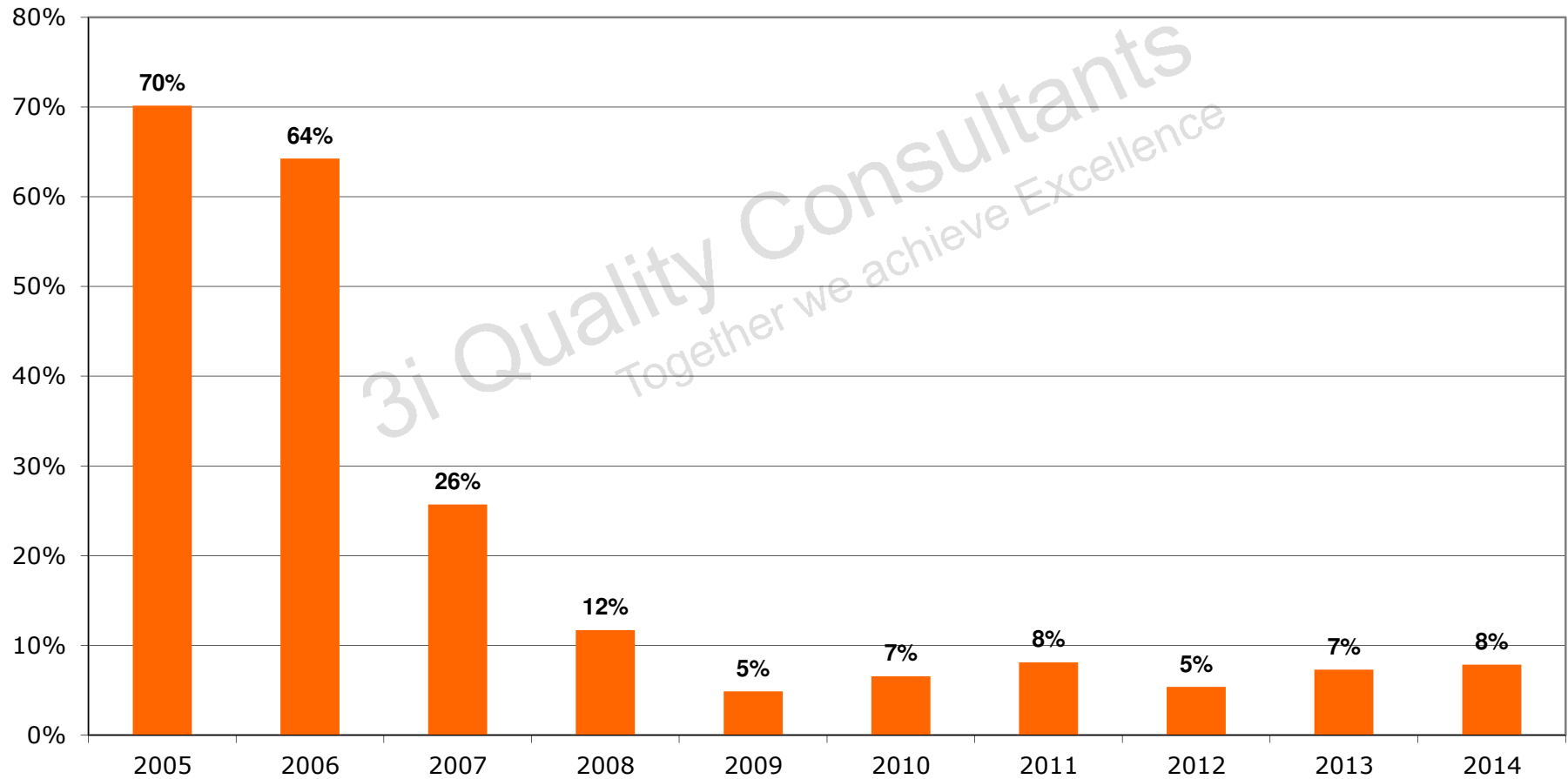
Top 10 countries for ISO/TS 16949 certificates - 2014		
1	China	22801
2	Korea, Republic of	4774
3	India	4581
4	USA	4112
5	Germany	3356
6	Japan	1411
7	Thailand	1342
8	Mexico	1310
9	Italy	1240
10	Brazil	1233

Top 10 countries for ISO/TS 16949 growth - 2014		
1	China	2446
2	USA	447
3	India	361
4	Germany	147
5	Japan	130
6	Thailand	106
7	Mexico	105
8	Italy	69
8	Turkey	59
10	Russian Federation	57

**India is No. 3 in terms of no. of certificates received in 2014 as well as in terms of annual growth.**

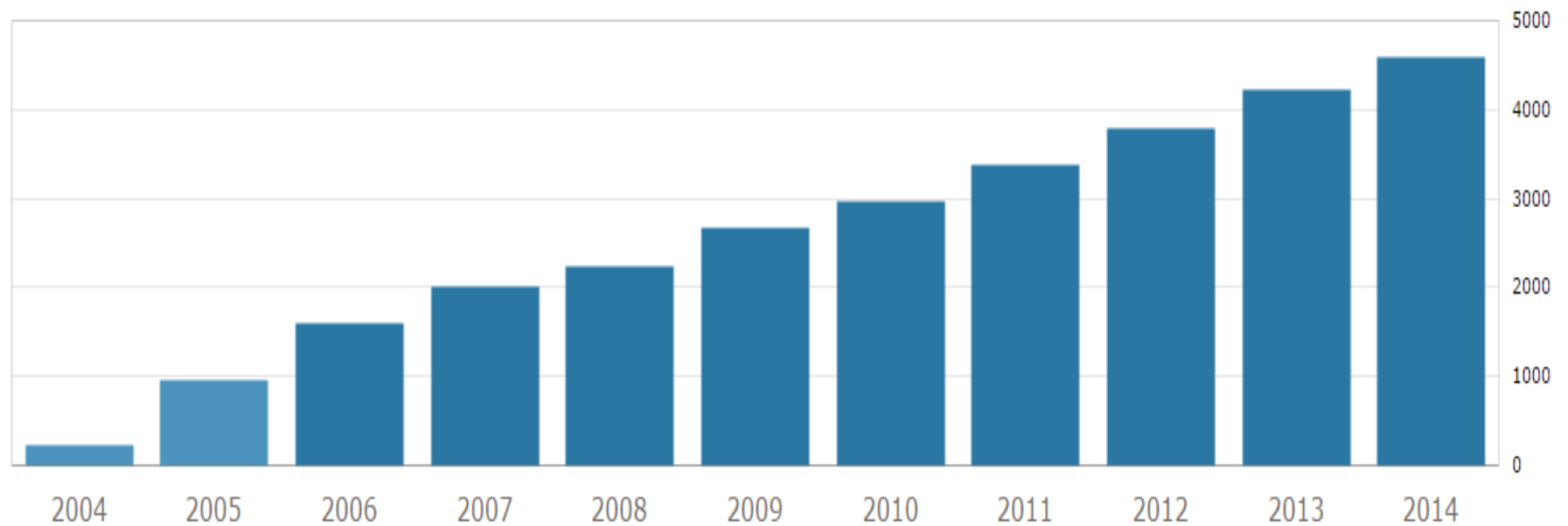
# ISO/TS 16949

## World wide annual growth- in %age



# ISO/TS 16949

## Evolution of ISO/TS 16949 certificates in India



4581 Certificates distributed in 2014



Thanks for your  
attention